
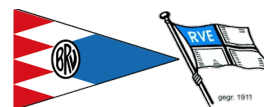


Erlanger Herbst-Langstrecke 2023
 Meldeergebnis - Status 18:32Uhr - 25.10.2023



Platz	Start-Nr.	Rennen 3		Junior-einer B	Zeiten
1	3 11:12:36	Aleksandrs Matuls (2008)	RRV		26:51 76.5% 13:32, 13:19
2	5 11:13:25	Jonas Fischbach (2008)	MRC 1880		27:02 76.0% 13:27, 13:35
3	8 11:15:18	Elias Krauthause (2008)	MRC 1880		27:21 75.1% 13:48, 13:33
4	6 11:14:07	Justus Kondziella (2008)	MRC 1880		27:27 74.8% 13:41, 13:46
5	7 11:14:39	Wilhelm Arlt (2008)	MRC 1880		27:58 73.4% 13:54, 14:04
6	12 11:18:15	Tobias Weber (2009)	PRV		28:14 72.7% 14:04, 14:10
7	15 11:19:53	Markus Junge (2008)	RVN		28:25 72.3% 14:04, 14:21
8	11 11:17:31	Marco Spiller (2009)	LRSC		28:43 71.5% 14:17, 14:26
9	24 11:27:00	Aron Hattwig (2008)	RCK		29:05 70.6% 14:27, 14:38
10	10 11:16:45	Samuel Bestle (2008)	RGM 72		29:17 70.1% 14:35, 14:42
11	9 11:16:00	Jan Tettinger (2009)	RGM 72		29:45 69.0% 14:52, 14:53
12	14 11:19:00	Noah Zils (2009)	MRC 1880		29:47 69.0% 14:51, 14:56
13	13 11:21:47	Johannes Hess (2009)	RCA		29:49 68.9% 14:35, 15:14
14	20 11:24:00	Samuel Hauck (2009)	MRC 1880		30:55 66.4% 15:37, 15:18
15	21 11:24:45	Christian Jahn (2008)	RRK		30:58 66.3% 15:50, 15:08
16	23 11:26:15	Jakob Kretschmar (2009)	MRC 1880		31:02 66.2% 15:43, 15:19
17	19 11:23:14	Julian Beck (2008)	MRC 1880		31:33 65.1% 16:00, 15:33
18	18 11:22:30	Leonard Späth (2009)	RCK		31:46 64.7% 15:59, 15:47
19	25 11:27:45	Maximilian Urban (2008)	LRSC		31:59 64.2% 16:10, 15:49
20	22 11:25:34	Linus Götzelmann (2009)	RCK		33:36 61.1% 16:59, 16:37
21	16 11:20:34	Karsten Walsh (2008)	FRGO		34:36 59.4% 17:02, 17:34
22	27 11:28:33	Maximilian Schütz (2009)	MRC 1880		39:37 51.8% 19:41, 19:56

Erlanger Herbst-Langstrecke 2023
 Meldeergebnis - Status 18:32Uhr - 25.10.2023

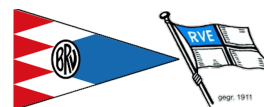


Platz	Start-Nr.	Rennen 4	leichter Junioren-Einer B	Zeiten
1	30 ^{Lgw} 11:35:00	Johannes Muylkens (2008)	RCA	27:30 77.2% 13:24, 14:06
2	31 ^{Lgw} 11:35:46	Anori Benz (2008)	RGM 72	27:47 76.4% 13:40, 14:07
3	35 ^{Lgw} 11:39:31	Robin Klupsch (2008)	RGM 72	27:54 76.1% 13:39, 14:15
4	33 ^{Lgw} 11:36:54	Max Seebacher (2008)	MRC 1880	28:03 75.7% 13:49, 14:14
5	37 11:41:16	Xaver Baumann (2008)	MRC 1880	29:38 69.3% 14:42, 14:56
6	36 ^{Lgw} 11:40:36	Simon Vohrer (2009)	RGM 72	30:08 70.5% 15:12, 14:56
7	47 ^{Lgw} 11:47:15	Pit Jacob (2009)	SRC	30:13 70.3% 14:36, 15:37
8	44 ^{Lgw} 11:46:30	Balint Konczvald (2008)	RRV	30:32 69.5% 14:39, 15:53
9	39 ^{Lgw} 11:43:03	Simon Peter (2009)	LRSC	31:00 68.5% 15:32, 15:28
10	34 ^{Lgw} 11:38:46	Lenhard Sauer (2008)	RCA	31:05 68.3% 15:14, 15:51
11	32 ^{Lgw} 11:38:00	Jakob Jäckel (2009)	RCA	31:11 68.1% 15:05, 16:06
12	41 ^{Lgw} 11:44:24	Louis Weth (2009)	ARCW	31:58 66.4% 15:54, 16:04
13	38 ^{Lgw} 11:42:01	Vittorio Hinostroza (2008)	RGM 72	32:08 66.1% 15:38, 16:30
14	42 ^{Lgw} 11:45:10	Finn Samer (2008)	SRC	32:11 66.0% 15:33, 16:38
15	40 ^{Lgw} 11:43:48	Florian Obermeier (2009)	SRC	32:42 64.9% 16:04, 16:38
16	2 ^{Lgw} 11:11:55	Manuel Niklas (2009)	RGM 72	32:53 59.3% 16:14, 16:39
17	43 ^{Lgw} 11:45:48	Alex Rust (2009)	ARCW	34:01 57.3% 16:59, 17:02

Platz	Start-Nr.	Rennen 6	Junioren-Zweier A	Zeiten
1	51 ^{Lgw} 11:51:37	Frederik Zach (2007) Max Helfrich (2007)	RCA	25:36 77.8% 12:32, 13:04
2	53 11:52:20	Paul Eichinger (2007) Ferdinand Konz (2007)	RRK	25:57 74.4% 13:05, 12:52

Platz	Start-Nr.	Rennen 8	Juniorinnen-Zweier	Zeiten
1	55 11:53:14	Johanna Stockbauer (2007) Sara Meckl (2007)	RRK	26:42 81.2% 13:21, 13:21

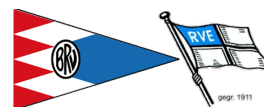
Erlanger Herbst-Langstrecke 2023
 Meldeergebnis - Status 18:32Uhr - 25.10.2023



Platz	Start-Nr.	Rennen 9	Junioren-Einer A	Zeiten
1	50 11:56:36	Simon Namer (2007)	RVE	25:59 78.0% 12:49, 13:10
2	57 11:58:15	Konrad Heinrich (2006)	MRC 1880	26:00 78.0% 12:39, 13:21
3	56 11:57:27	Leander Strahl (2007)	SRCF	27:03 74.9% 13:20, 13:43
4	136 13:05:01	Cornelius Frenz (2006)	RGM 72	27:10 74.6% 13:35, 13:35
5	61 12:00:32	Timm Runtemund (2007)	FRGO	27:17 74.3% 13:38, 13:39
6	60 11:59:46	Jonas Walter (2007)	RCLK	27:22 74.1% 13:34, 13:48
7	52 12:01:34	Jakob Wopperer (2007)	RRK	27:52 72.7% 14:02, 13:50
8	64 12:04:30	Quirin Vogl (2007)	LRV	28:05 72.2% 13:54, 14:11
9	62 12:03:05	Jarne Temme (2007)	RGM 72	28:25 71.3% 14:10, 14:15
10	58 11:58:59	Jasper Haas (2007)	RCLK	29:57 67.7% 14:34, 15:23
11	63 12:03:45	Frederik Michel (2007)	MRC 1880	31:24 64.6% 15:56, 15:28

Platz	Start-Nr.	Rennen 10	leichter Junioren-Einer A	Zeiten
1	67 ^{Lgw} 12:05:59	Florian Herzig (2006)	BRG	26:11 80.0% 12:51, 13:20
2	68 ^{Lgw} 12:06:46	Ben Michalski (2006)	RGM 72	26:18 79.7% 13:00, 13:18
3	66 ^{Lgw} 12:05:15	Franz Meerwald (2007)	RVE	26:31 79.0% 13:08, 13:23
4	69 ^{Lgw} 12:07:29	Niko Weihs (2007)	MRC 1880	27:05 77.4% 13:19, 13:46
5	70 ^{Lgw} 12:08:15	Finn Thomas (2007)	RVE	27:07 77.3% 13:35, 13:32
6	73 ^{Lgw} 12:09:45	Hannes Lassen (2006)	RRV	27:29 76.2% 13:30, 13:59
7	72 ^{Lgw} 12:09:06	Frederik Görlich (2006)	BRG	27:58 74.9% 14:04, 13:54

Platz	Start-Nr.	Rennen 11	Juniorinnen-Einer A	Zeiten
1	75 12:11:47	Isabella Donaubauer (2007)	DRV	28:44 78.6% 14:27, 14:17
2	76 12:12:30	Johanna Gahr (2007)	RGM 72	30:58 72.9% 15:31, 15:27



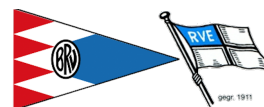
Platz	Start-Nr.	Rennen 12	leichter Juniorinnen-Einer A	Zeiten
1	78 ^{Lgw} 12:13:15	Anna Schmidbauer (2007)	DRV	29:10 79.2% 14:34, 14:36
2	79 ^{Lgw} 12:13:59	Ingeborg Christl (2007)	RRK	29:50 77.4% 15:09, 14:41
2	84 ^{Lgw} 12:16:46	Mareike Kirchner (2007)	WRVB	29:50 77.4% 14:45, 15:05
4	82 ^{Lgw} 12:15:20	Dora Hacker (2007)	RCA	31:23 73.6% 15:39, 15:44
5	83 ^{Lgw} 12:16:00	Jil Spitenberger (2007)	FRGO	32:04 72.0% 15:52, 16:12
6	81 ^{Lgw} 12:14:46	Amelie Ponyicizy (2007)	FRGO	33:03 69.9% 16:23, 16:40

Platz	Start-Nr.	Rennen 13	Männer-Einer A	Zeiten
1	86 ^{Lgw+} 12:23:35	Adrian Würz (1995)	RVE	28:13 70.9% 13:50, 14:23

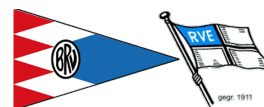
Platz	Start-Nr.	Rennen 14	Männer-Einer B	Zeiten
1	87 12:24:30	Moritz Weighart (2005)	RRK	26:01 75.1% 12:57, 13:04
2	88 ^{Lgw} 12:25:15	Roman Winkler (2005)	RRK	26:41 75.0% 13:22, 13:19
3	135 13:04:01	Thomas Keller (2005)	RCK	28:09 69.4% 13:53, 14:16
4	89 12:26:00	Tobias Keller (2005)	RCK	29:32 66.1% 14:48, 14:44

Platz	Start-Nr.	Rennen 15	Frauen-Einer	Zeiten
1	90 12:27:12	Elisabeth Tröger (2005)	MRC 1880	27:34 77.6% 13:49, 13:45
2	91 12:28:00	Philippa Ortenburg (2005)	MRC 1880	30:09 70.9% 15:00, 15:09

Erlanger Herbst-Langstrecke 2023
 Meldeergebnis - Status 18:32Uhr - 25.10.2023



Platz	Start-Nr.	Rennen 16		Juniorinnen-Einer B	Zeiten
1	94 12:29:40	Pia Hagel (2008)	MRC 1880		28:33 80.1% 14:11, 14:22
2	97 12:31:59	Josefine Namer (2009)	RVE		29:27 77.7% 14:52, 14:35
3	96 12:31:15	Antonia Klier (2008)	RGM 72		29:53 76.5% 14:48, 15:05
4	108 12:40:16	Katharina Hoffmann (2009)	RGM 72		30:07 75.9% 14:45, 15:22
5	95 12:30:29	Emma Bartelmess (2008)	MRC 1880		30:09 75.9% 15:05, 15:04
6	115 12:47:30	Emilia Kreutz (2009)	SRC		30:38 74.7% 14:55, 15:43
7	117 12:49:00	Sophia Fenzl (2009)	SRC		30:41 74.5% 15:12, 15:29
8	114 12:46:46	Paula Schwarzmann (2009)	ARCW		30:52 74.1% 15:17, 15:35
9	99 12:32:55	Sara-Lena Englert (2008)	ARCW		31:01 73.7% 15:24, 15:37
10	101 12:33:50	Lara Stumpf (2008)	RCA		31:08 73.5% 15:15, 15:53
11	116 12:48:15	Ella Ritter (2009)	RGM 72		31:54 71.7% 15:44, 16:10
12	103 12:36:26	Hanna Keveceg (2009)	SRC		32:05 71.3% 15:36, 16:29
13	104 12:37:12	Marie Belschner (2009)	SRCF		32:08 71.2% 16:05, 16:03
14	110 12:43:16	Lina Lober (2009)	MRC 1880		32:22 70.7% 16:23, 15:59
15	107 12:39:32	Rosalie Schoberer (2008)	RRK		32:51 69.6% 16:19, 16:32
16	109 12:41:46	Dorina Csemniczki (2009)	LRSC		32:55 69.5% 16:22, 16:33
17	102 12:35:35	Hanna Rabl (2009)	RGM 72		33:50 67.6% 16:36, 17:14
18	111 12:44:09	Marlen Recker (2009)	RGM 72		34:20 66.6% 17:01, 17:19
19	113 12:46:00	Paula Egger (2009)	RGM 72		34:24 66.5% 17:17, 17:07
20	112 12:45:07	Jessica Elsinga (2008)	MRC 1880		34:47 65.8% 17:28, 17:19
21	1 11:11:12	Franka Wilhelm (2009)	RCK		35:00 56.8% 17:31, 17:29



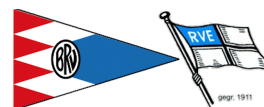
Platz	Start-Nr.	Rennen 17	leichter Juniorinnen-Einer B	Zeiten
1	130 ^{Lgw} 12:56:30	Emma Orthlieb (2008)	FRGO	30:38 76.2% 15:08, 15:30
2	125 ^{Lgw} 12:52:46	Isabella Schmitt (2009)	WRVB	30:43 76.0% 15:14, 15:29
3	120 ^{Lgw} 12:49:45	Madison Hopfenbeck (2008)	RRK	31:12 74.8% 15:23, 15:49
4	121 ^{Lgw} 12:50:30	Jana Opitz (2008)	RGM 72	31:16 74.7% 15:21, 15:55
5	123 ^{Lgw} 12:51:15	Marlene Thurnbauer (2008)	RGM 72	31:48 73.4% 15:29, 16:19
6	124 ^{Lgw} 12:52:00	Laura Gärtner (2009)	RGM 72	32:01 72.9% 15:51, 16:10
7	131 ^{Lgw} 12:57:15	Emma Six (2008)	LRV	32:02 72.9% 16:01, 16:01
8	129 ^{Lgw} 12:55:45	Emilia Mergenthal (2009)	RCK	32:05 72.8% 15:58, 16:07
9	128 ^{Lgw} 12:55:00	Rosa Stohr (2009)	ARCW	32:31 71.8% 16:27, 16:04
10	126 ^{Lgw} 12:53:30	Sofia Vollmann (2009)	RGM 72	32:49 71.1% 16:28, 16:21
11	127 ^{Lgw} 12:54:15	Jara Diedrich (2009)	WRVB	32:57 70.9% 16:17, 16:40
12	132 ^{Lgw} 12:58:00	Klara Handel (2009)	RCK	33:15 70.2% 16:31, 16:44
13	133 ^{Lgw} 12:58:47	Lena Morawietz (2009)	RGM 72	35:42 65.4% 18:07, 17:35

Platz	Start-Nr.	Rennen 21	Jungen 2x 13 u. 14 Jahre	Zeiten
1	140 13:06:01	Xaver Pfeiderer (2010) Nikolaus Kretzschmar (2010)	MRC 1880	15:12

Platz	Start-Nr.	Rennen 22	Jungen 2x LG 13 u. 14 Jahre	Zeiten
1	141 13:06:53	Felix Hattwig (2011) Alexander Mechenbier (2011)	SRC	15:21
2	142 13:07:40	Jonas Hofer (2010) Maximilian Müller (2010)	SRC	16:09

Platz	Start-Nr.	Rennen 25	Mädchen 2x 13 u. 14 Jahre	Zeiten
1	147 13:08:38	Katharina Junge (2011) Mia Schmidt (2011)	RVN	15:39

Platz	Start-Nr.	Rennen 27	Mädchen 2x 12 u. 13 Jahre	Zeiten
1	148 13:09:20	Louisa Schimbera (2011) Pauline Fahrholz (2011)	RRV	15:07



Platz	Start-Nr.	Rennen 28	Mädchen 2x LG 12 u. 13 Jahre	Zeiten
1	149 13:10:24	Theresa Kreutz (2011) Veronika Wiesner (2011)	SRC	16:57

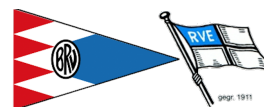
Platz	Start-Nr.	Rennen 29	Jungen 1x 14 Jahre	Zeiten
1	152 13:13:10	Paul Walkam (2010)	SRC	14:16
2	153 13:13:50	Kilian Bögeholz (2010)	SRC	14:51
3	154 13:14:30	Julius Lenz (2010)	SRC	15:03
4	155 13:15:16	Moritz Hattwig (2010)	SRC	15:19

Platz	Start-Nr.	Rennen 30	Jungen 1x LG 14 Jahre	Zeiten
1	157 13:16:46	Bruno Jung (2010)	FRGO	14:26
2	156 13:16:05	Felix Schlund (2010)	RVE	16:52

Platz	Start-Nr.	Rennen 31	Jungen 1x 13 Jahre	Zeiten
1	161 13:24:00	Noah Plötz (2011)	RCK	15:45
2	162 13:18:29	Friedrich Arlt (2011)	MRC 1880	16:17
3	160 13:17:49	Maximilian Kaunert (2012)	RVE	17:08

Platz	Start-Nr.	Rennen 32	Jungen 1x LG 13 Jahre	Zeiten
1	165 13:26:35	Thorolf Stiel (2011)	RCA	15:27
2	164 13:25:46	Samuel Hattwig (2011)	RCK	16:43
3	166 13:27:16	Felix Moser (2011)	RCA	18:15
4	163 13:24:46	Vegard Watzl (2011)	RRK	18:28

Platz	Start-Nr.	Rennen 33	Mädchen 1x 14 Jahre	Zeiten
1	171 13:30:30	Lena Soric (2010)	RRV	15:08
2	170 13:29:46	Ella Remberg (2010)	LRV	15:37
3	169 13:29:01	Helene Lehmann (2010)	RVE	16:55



Platz	Start-Nr.	Rennen 34	Mädchen 1x LG 14 Jahre	Zeiten
1	172 13:31:19	Lilia Duell (2010)	SRC	16:26

Platz	Start-Nr.	Rennen 35	Mädchen 1x 13 Jahre	Zeiten
1	173 13:32:04	Lucia Walkam (2011)	SRC	17:08

Die **2. Spalte** gibt die **Startnummer** und die **Startzeit** an. Wenn ein Leichtgewicht im offenen Rennen startet erscheint ein **Lgw** hinter der Startnummer. Wenn die Gewichtslimits nur knapp gerissen werden erscheint zusätzlich ein **+** dahinter.

Die fette Zahl bei den **Zeiten** ist die finale Zeit über die jeweilige Wettkampfstrecke.

Wenn **DRV-Prognosezahlen von 9/2022** für die Altersklasse existieren, ist die Prozentzahl der Geschwindigkeit zum Referenzwert über die Standardstrecke (2000 m, bei Junioren B 1500m) dahinter zu sehen.

Bei **6000 m Streckenlänge** sind die Zeiten für die ersten 3000 m und für die zweiten 3000 m in der Zeile darunter angegeben.